

Mein Übungsheft

Zahlen schreiben 1-10

1. Klasse: Zählen, Mengen, erstes Rechnen

The worksheet is divided into three main sections:

- Green Circle (Counting):** Contains 10 ladybugs. One ladybug is circled in red, and another is crossed out with a red 'X'. A large white number '4' is in the center with red arrows showing stroke order (1: horizontal line, 2: vertical line).
- Yellow Circle (Math):** Contains three house-shaped diagrams. The top house has a red roof with the number '5' and a window with 5 dots (3 blue, 2 red). Below it is the equation $3 + 2$. The bottom-left house has a red roof with '5' and a window with 1 blue dot, followed by a plus sign. The bottom-right house has a red roof with '5' and a window with 4 blue dots, followed by a plus sign. A blue pencil and a red pencil are shown.
- Blue Circle (Writing):** Contains a large number '1' with red arrows showing stroke order (1: diagonal down, 2: vertical down). Below it are three rows of writing practice lines, each starting with a '1' and followed by empty boxes. To the right are icons for a hand, a die, and a ruler.



*gemeinsam
wachsen lernen*

hauschkaverlag

Entwickelt,
gestaltet
und gedruckt
in Deutschland

Inhaltsverzeichnis

Zahlen erkennen	1
Zahl 1	2
Zahl 2	4
Zahl 3	6
Zahl 4	8
Zahl 5	10
Gemischte Aufgaben: Zahlen bis 5	12
Zahl 6	20
Zahl 7	24
Zahl 8	28
Zahl 9	32
Zahl 0	36
Zahl 10	38
Gemischte Aufgaben: Zahlen bis 10	40

Herausnehmbarer Lösungsteil nach Seite 28

So sehen deine Arbeitsanweisungen aus:



Schreibe./Spure nach.



Male an./Male dazu.



Verbinde.



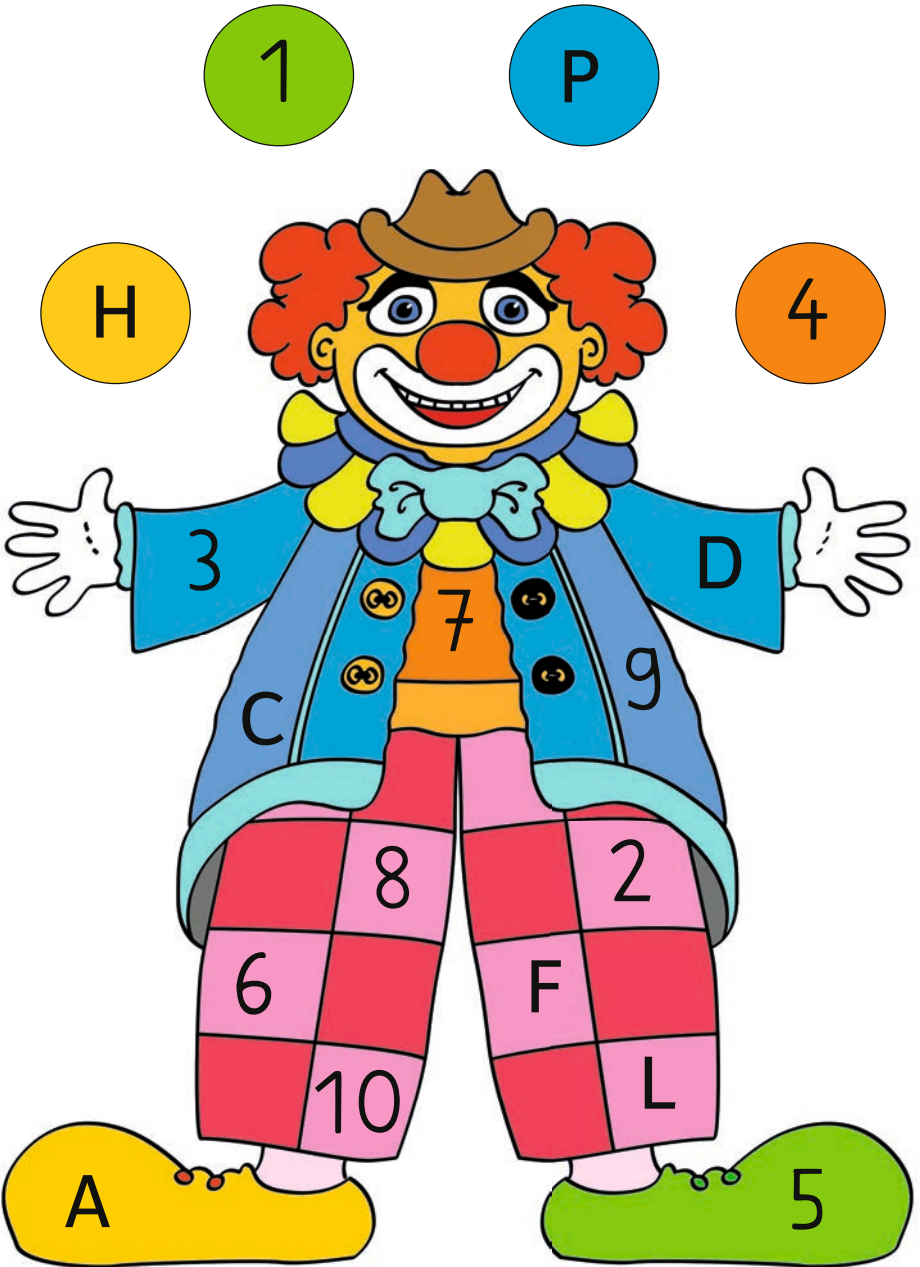
Kreise ein.


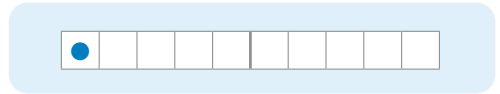
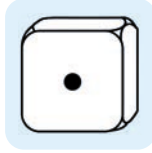
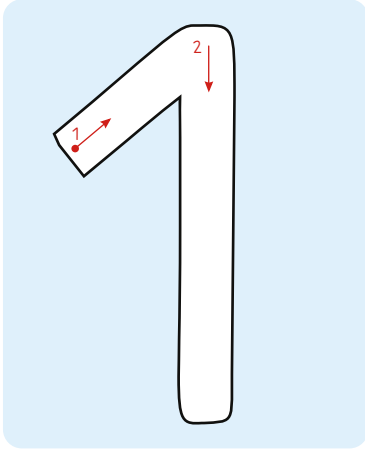


Streiche durch.



Kreise die Zahlen ein.







T	l	t	l	l	1	1	1	T	F	I	J	t		
1	L	F	1	1	1	l	1	L	L	l	T	f		
L	l	1	1	L	1	L	J	T	1	1	1	T	L	t
l	J	f	1	1	1	l	L	l	t	t	1	F		
J	t	l	l	l	J	L	l	f	t	f	1	1		

