


Metric version

# Soil Mechanics Fundamentals



Muni Budhu

WILEY Blackwell



# **SOIL MECHANICS FUNDAMENTALS**



*Metric version*

# **SOIL MECHANICS FUNDAMENTALS**

**Muni Budhu**

Professor, Department of Civil Engineering and Engineering Mechanics  
University of Arizona, USA

**WILEY** Blackwell

This edition first published 2015  
© 2015 by John Wiley & Sons, Ltd

*Registered office*

John Wiley & Sons, Ltd, The Atrium, Southern Gate, Chichester, West Sussex, PO19 8SQ, United Kingdom.

For details of our global editorial offices, for customer services and for information about how to apply for permission to reuse the copyright material in this book please see our website at [www.wiley.com/wiley-blackwell](http://www.wiley.com/wiley-blackwell).

The right of the author to be identified as the author of this work has been asserted in accordance with the UK Copyright, Designs and Patents Act 1988.

All rights reserved. No part of this publication may be reproduced, stored in a retrieval system, or transmitted, in any form or by any means, electronic, mechanical, photocopying, recording or otherwise, except as permitted by the UK Copyright, Designs and Patents Act 1988, without the prior permission of the publisher.

Designations used by companies to distinguish their products are often claimed as trademarks. All brand names and product names used in this book are trade names, service marks, trademarks or registered trademarks of their respective owners. The publisher is not associated with any product or vendor mentioned in this book.

**Limit of Liability/Disclaimer of Warranty:** While the publisher and author(s) have used their best efforts in preparing this book, they make no representations or warranties with respect to the accuracy or completeness of the contents of this book and specifically disclaim any implied warranties of merchantability or fitness for a particular purpose. It is sold on the understanding that the publisher is not engaged in rendering professional services and neither the publisher nor the author shall be liable for damages arising herefrom. If professional advice or other expert assistance is required, the services of a competent professional should be sought.

*Library of Congress Cataloging-in-Publication Data*

Budhu, M.

Soil mechanics fundamentals / Muni Budhu. – Metric version.

pages cm

Includes index.

ISBN 978-1-119-01965-7 (paperback)

1. Soil mechanics. I. Title.

TA710.B7654 2015b

624.1'5136–dc23

2014046417

This book also appears in a Imperial measurement edition, ISBN 9780470577950.

A catalogue record for this book is available from the British Library.

Wiley also publishes its books in a variety of electronic formats. Some content that appears in print may not be available in electronic books.

Set in 10/12pt SabonLTStd-Roman by Toppan Best-set Premedia Limited

# Contents

About the Author	xi
Other Books by this Author	xiii
Preface	xv
Acknowledgments	xix
Notes for Students and Instructors	xxi
Notation, Abbreviations, Unit Notation, and Conversion Factors	xxv
<b>1 Composition and Particle Sizes of Soils</b>	<b>1</b>
1.1 Introduction	1
1.2 Definitions of Key Terms	1
1.3 Composition of Soils	2
1.3.1 Soil formation	2
1.3.2 Soil types	2
1.3.3 Soil minerals	3
1.3.4 Surface forces and adsorbed water	5
1.3.5 Soil fabric	6
1.4 Determination of Particle Size	7
1.4.1 Particle size of coarse-grained soils	7
1.4.2 Particle size of fine-grained soils	9
1.5 Characterization of Soils Based on Particle Size	10
1.6 Comparison of Coarse-Grained and Fine-Grained Soils for Engineering Use	19
1.7 Summary	20
Exercises	20
<b>2 Phase Relationships, Physical Soil States, and Soil Classification</b>	<b>23</b>
2.1 Introduction	23
2.2 Definitions of Key Terms	23
2.3 Phase Relationships	24

2.4	Physical States and Index Parameters of Fine-Grained Soils	36
2.5	Determination of the Liquid, Plastic, and Shrinkage Limits	40
2.5.1	Casagrande's cup method	40
2.5.2	Plastic limit test	41
2.5.3	Fall Cone Method to Determine Liquid and Plastic Limits	42
2.5.4	Shrinkage limit	43
2.6	Soil Classification Schemes	47
2.6.1	The Unified Soil Classification System (USCS)	47
2.6.2	Plasticity chart	48
2.7	Engineering Use Chart	50
2.8	Summary	53
2.8.1	Practical examples	53
	Exercises	56
<b>3</b>	<b>Soils Investigation</b>	<b>61</b>
3.1	Introduction	61
3.2	Definitions of Key Terms	62
3.3	Purposes of a Soils Investigation	62
3.4	Phases of a Soils Investigation	63
3.5	Soils Exploration Program	64
3.5.1	Soils exploration methods	65
3.5.1.1	Geophysical methods	65
3.5.1.2	Destructive methods	69
3.5.2	Soil identification in the field	70
3.5.3	Number and depths of boreholes	73
3.5.4	Soil sampling	74
3.5.5	Groundwater conditions	76
3.5.6	Types of in situ or field tests	77
3.5.6.1	Vane shear test (VST)	78
3.5.6.2	Standard penetration test (SPT)	79
3.5.6.3	Cone penetrometer test (CPT)	85
3.5.6.4	Pressuremeter	88
3.5.6.5	Flat plate dilatometer (DMT)	88
3.5.7	Soils laboratory tests	90
3.5.8	Types of laboratory tests	90
3.6	Soils Report	91
3.7	Summary	93
	Exercises	94
<b>4</b>	<b>One- and Two-Dimensional Flows of Water Through Soils</b>	<b>97</b>
4.1	Introduction	97
4.2	Definitions of Key Terms	97
4.3	One-Dimensional Flow of Water Through Saturated Soils	98
4.4	Flow of Water Through Unsaturated Soils	101
4.5	Empirical Relationship for $k_z$	101
4.6	Flow Parallel to Soil Layers	103
4.7	Flow Normal to Soil Layers	104



4.8	Equivalent Hydraulic Conductivity	104
4.9	Laboratory Determination of Hydraulic Conductivity	106
4.9.1	Constant-head test	106
4.9.2	Falling-head test	107
4.10	Two-Dimensional Flow of Water Through Soils	110
4.11	Flownet Sketching	112
4.11.1	Criteria for sketching flownets	113
4.11.2	Flownet for isotropic soils	114
4.12	Interpretation of Flownet	114
4.12.1	Flow rate	114
4.12.2	Hydraulic gradient	115
4.12.3	Critical hydraulic gradient	115
4.12.4	Porewater pressure distribution	116
4.12.5	Uplift forces	116
4.13	Summary	117
4.13.1	Practical examples	117
	Exercises	121
<b>5</b>	<b>Soil Compaction</b>	<b>125</b>
5.1	Introduction	125
5.2	Definition of Key Terms	125
5.3	Benefits of Soil Compaction	126
5.4	Theoretical Maximum Dry Unit Weight	126
5.5	Proctor Compaction Test	126
5.6	Interpretation of Proctor Test Results	129
5.7	Field Compaction	135
5.8	Compaction Quality Control	137
5.8.1	Sand cone	137
5.8.2	Balloon test	139
5.8.3	Nuclear density meter	140
5.8.4	Comparisons among the three popular compaction quality control tests	140
5.9	Summary	141
5.9.1	Practical example	141
	Exercises	143
<b>6</b>	<b>Stresses from Surface Loads and the Principle of Effective Stress</b>	<b>147</b>
6.1	Introduction	147
6.2	Definition of Key Terms	147
6.3	Vertical Stress Increase in Soils from Surface Loads	148
6.3.1	Regular shaped surface loads on a semi-infinite half-space	148
6.3.2	How to use the charts	153
6.3.3	Infinite loads	154
6.3.4	Vertical stress below arbitrarily shaped areas	155
6.4	Total and Effective Stresses	164
6.4.1	The principle of effective stress	164
6.4.2	Total and effective stresses due to geostatic stress fields	165

6.4.3	Effects of capillarity	166
6.4.4	Effects of seepage	167
6.5	Lateral Earth Pressure at Rest	175
6.6	Field Monitoring of Soil Stresses	176
6.7	Summary	177
6.7.1	Practical example	177
	Exercises	179
<b>7</b>	<b>Soil Settlement</b>	<b>185</b>
7.1	Introduction	185
7.2	Definitions of Key Terms	185
7.3	Basic Concept	186
7.4	Settlement of Free-Draining Coarse-Grained Soils	189
7.5	Settlement of Non-Free-Draining Soils	190
7.6	The One-Dimensional Consolidation Test	191
7.6.1	Drainage path	193
7.6.2	Instantaneous load	193
7.6.3	Consolidation under a constant load: primary consolidation	194
7.6.4	Effective stress changes	194
7.6.5	Effects of loading history	196
7.6.6	Effects of soil unit weight or soil density	196
7.6.7	Determination of void ratio at the end of a loading step	198
7.6.8	Determination of compression and recompression indexes	198
7.6.9	Determination of the modulus of volume change	199
7.6.10	Determination of the coefficient of consolidation	200
	7.6.10.1 Root time method (square root time method)	201
	7.6.10.2 Log time method	202
7.6.11	Determination of the past maximum vertical effective stress	203
	7.6.11.1 Casagrande's method	203
	7.6.11.2 Brazilian method	204
	7.6.11.3 Strain energy method	204
7.6.12	Determination of the secondary compression index	206
7.7	Relationship between Laboratory and Field Consolidation	214
7.8	Calculation of Primary Consolidation Settlement	216
7.8.1	Effects of unloading/reloading of a soil sample taken from the field	216
7.8.2	Primary consolidation settlement of normally consolidated fine-grained soils	217
7.8.3	Primary consolidation settlement of overconsolidated fine-grained soils	217
7.8.4	Procedure to calculate primary consolidation settlement	218
7.9	Secondary Compression	219
7.10	Settlement of Thick Soil Layers	219
7.11	One-Dimensional Consolidation Theory	222
7.12	Typical Values of Consolidation Settlement Parameters and Empirical Relationships	224
7.13	Monitoring Soil Settlement	225

7.14 Summary	226
7.14.1 Practical example	226
Exercises	230
<b>8 Soil Strength</b>	<b>237</b>
8.1 Introduction	237
8.2 Definitions of Key Terms	237
8.3 Basic Concept	238
8.4 Typical Response of Soils to Shearing Forces	238
8.4.1 Effects of increasing the normal effective stress	240
8.4.2 Effects of overconsolidation ratio, relative density, and unit weight ratio	241
8.4.3 Effects of drainage of excess porewater pressure	243
8.4.4 Effects of cohesion	244
8.4.5 Effects of soil tension and saturation	245
8.4.6 Effects of cementation	246
8.5 Three Models for Interpreting the Shear Strength of Soils	247
8.5.1 Coulomb's failure criterion	248
8.5.2 Mohr–Coulomb failure criterion	249
8.5.2.1 Saturated or clean, dry uncemented soils at critical state	250
8.5.2.2 Saturated or clean, dry uncemented soils at peak state	250
8.5.2.3 Unsaturated, cemented, cohesive soils	250
8.5.3 Tresca's failure criterion	252
8.6 Factors Affecting the Shear Strength Parameters	254
8.7 Laboratory Tests to Determine Shear Strength Parameters	256
8.7.1 A simple test to determine the critical state friction angle of clean coarse-grained soils	256
8.7.2 Shear box or direct shear test	256
8.7.3 Conventional triaxial apparatus	266
8.7.4 Direct simple shear	276
8.8 Specifying Laboratory Strength Tests	277
8.9 Estimating Soil Parameters from in Situ (Field) Tests	278
8.9.1 Vane shear test (VST)	278
8.9.2 Standard penetration test (SPT)	279
8.9.3 Cone penetrometer test (CPT)	280
8.10 Some Empirical and Theoretical Relationships for Shear Strength Parameters	281
8.11 Summary	282
8.11.1 Practical examples	282
Exercises	287
Appendix A: Derivation of the One-Dimensional Consolidation Theory	291
Appendix B: Mohr's Circle for Finding Stress States	295
Appendix C: Frequently Used Tables of Soil Parameters and Correlations	296
Appendix D: Collection of Equations	307
References	319
Index	323




# About the Author

**MUNIRAM (Muni) BUDHU** is Professor of Civil Engineering and Engineering Mechanics at the University of Arizona, Tucson. He received his BSc (First Class Honors) in Civil Engineering from the University of the West Indies and his PhD in Soil Mechanics from Cambridge University, England. Prior to joining the University of Arizona, Dr. Budhu served on the faculty at the University of Guyana, Guyana; McMaster University, Canada; and the State University of New York at Buffalo. He spent sabbaticals as Visiting Professor at St. Catherine's College, Oxford University; Eidgenössische Technische Hochschule Zürich (Swiss Federal Institute of Technology, Zurich); and the University of Western Australia. He authored and co-authored many technical papers on various civil engineering and engineering mechanics topics including soil mechanics, foundation engineering, numerical modeling, hydraulic engineering, and engineering education. Dr. Budhu has developed interactive animations for learning various topics in soil mechanics and foundation engineering, fluid mechanics, statics, and interactive virtual labs. He is the co-founder of YourLabs, developer of a knowledge evaluation system ([www.yourlabs.com](http://www.yourlabs.com)). Dr. Budhu has authored two other textbooks, *Soil Mechanics and Foundations* and *Foundations and Earth Retaining Structures*. Both books are available from John Wiley & Sons ([www.wiley.com](http://www.wiley.com)).



# Other Books by this Author




## *Soil Mechanics and Foundations, 3rd Edition*

by Muni Budhu

ISBN: 978-0471-43117-6

An in-depth look at soil mechanics, including content for both an introductory soil mechanics and a foundations course. For students and other readers who wish to study the detailed mechanics connected with the fundamental concepts and principles. This textbook includes critical state soils mechanics to provide a link between soil settlement and soil shear strength.



## *Foundations and Earth Retaining Structures*

by Muni Budhu

ISBN: 978-0471-47012-0

Introduction to foundations and earth retaining structures, with fundamentals and practical applications of soil mechanics principles to the analysis and design of shallow and deep foundations, and earth retaining structures. In addition to a review of important soil mechanics concepts, this textbook discusses the uncertainties in geotechnical analysis and design, design philosophy and methodology, and design issues.

Website: [www.wiley.com/go/budhu/soilmechanicsfundamentals](http://www.wiley.com/go/budhu/soilmechanicsfundamentals)





# Preface

## GOAL AND MOTIVATION

---

My intent in writing this textbook is to present accessible, clear, concise, and contemporary course content for a first course in soil mechanics to meet the needs of undergraduates not only in civil engineering but also in construction, mining, geological engineering, and related disciplines.

However, this textbook is not meant to be an engineering design manual nor a cookbook. It is structured to provide the user with a learning outcome that is a solid foundation on key soil mechanics principles for application in a later foundation engineering course and in engineering practice.

By studying with this textbook, students will acquire a contemporary understanding of the physical and mechanical properties of soils. They will be engaged in the presentation of these properties, in discussions and guidance on the fundamentals of soil mechanics. They will attain the problem-solving skills and background knowledge that will prepare them to think critically, make good decisions, and engage in lifelong learning.

## PREREQUISITES

---

Students using this textbook are expected to have some background knowledge in Geology, Engineering Mechanics (Statics), and Mechanics of Materials.

## UNITS

---

The primary unit of measure used in this textbook is the SI (International System) system of units. An imperial (US) units version of this textbook is also available.

## HALLMARK FEATURES

---

**Contemporary methods:** The text presents, discusses, and demonstrates contemporary ideas and methods of interpreting the physical and mechanical properties of soils that students will encounter as practicing engineers. In order to strike a balance between theory and practical applications for an introductory course in soil mechanics, the mechanics is kept to a minimum so that students can appreciate the background, assumptions, and limitations of the theories in use in the field.

The *implications of the key ideas* are discussed to provide students with an understanding of the context for the applications of these ideas.

A *modern explanation of soil behavior* is presented particularly in soil settlement and soil strength. These are foremost topics in the practice of geotechnical engineering. One-dimensional consolidation is presented in the context of soil settlement rather than as a separate topic (Chapter 7). The shear strength of soils is presented using contemporary thinking and approach. In particular, three popular failure criteria—Coulomb, Mohr-Coulomb, and Tresca—are discussed with regard to their applications and limitations. Students will be able to understand how to use these criteria to properly interpret soil test results and understand the differences between drained and undrained shear strength.

**Pedagogy and design directed by modern learning theory:** The content and presentation of the chapters are informed by modern theories of how students learn, especially with regard to metacognition.

*Learning outcomes* listed at the beginning of each chapter inform students what knowledge and skills they are expected to gain from the chapter. These form the bases for the problems at the end of each chapter. By measuring students' performance on the problems, an instructor can evaluate whether the learning outcomes have been satisfied.

*Definitions of key terms* at the beginning of each chapter define key terms and variables that will be used in the chapter.

*Key points* summaries throughout each chapter emphasize for students the most important points in the material they have just read.

*Practical examples* at the end of some chapters give students an opportunity to see how the prior and current principles are integrated to solve “real world type” problems. The students will learn how to find solutions for a “system” rather than a solution for a “component” of the system.

**Consistent problem-solving strategy:** Students generally have difficulty in translating a word problem into the steps and equations they need to use to solve it. They typically can't read a problem and understand what they need to do to solve it. This text provides and models consistent strategies to help students approach, analyze, and solve any problem. Example problems are solved by first developing a strategy and then stepping through the solution, identifying equations, and checking whether the results are reasonable as appropriate.

Three categories—*conceptual understanding, problem solving, and critical thinking and decision making*—of problems are delineated at the end of the chapter to assess students' knowledge mastery. These are not strict categories. In fact, the skills required in each category are intermixed. Problems within the *conceptual understanding* category are intended to assess understanding of key concepts and may contain problems to engage lateral thinking.

It is expected that the instructor may add additional problems as needed. Problems within the *problem-solving* category are intended to assess problem-solving skills and procedural fluency in the applications of the concepts and principles in the chapter. Problems within the *critical thinking and decision-making* category are intended to assess the student's analytical skills, lateral thinking, and ability to make good decisions. These problems have practical biases and require understanding of the fundamentals. Engineers are required to make decisions, often with limited data. Practical experience is a key contributor to good decisions. Because students will invariably not have the practical experience, they will have to use the fundamentals of soil mechanics, typical ranges of values for soils, and their cognitive skills to address problems within the *critical thinking and decision-making* category. The instructors can include additional materials to help the students develop critical thinking and decision-making skills.

**Knowledge mastery assessment software.** This textbook is integrated with YourLabs™ Knowledge Evaluation System (KES) ([www.yourlabs.com](http://www.yourlabs.com)). This system automatically grades students' solutions to the end of chapter problems. It allows students to answer the problems anywhere on any mobile device (smartphone, iPad, etc.) or any desktop computing device (PC, MAC, etc.). After answering each question in an assignment set by the instructor on KES, the student's answer (or answers to multi-parts problems) is compared to the correct answer (or answers in multi-parts problems) and scored. The student must step through the solution for each problem and answer preset queries to assess concept understanding, critical thinking, problem-solving skills, and procedural fluency. KES then analyzes the feedback from students immediately after submitting their responses and displays the analytics to the students and the instructor. The analytics inform the instructor what the students know and don't know, at what steps, and the types of mistakes made during problem solving. The instructor can re-teach what the students did not know in a timely manner and identify at-risks students. The analytics are also displayed to the student to self-reflect on his/her performance and take corrective action. Relevant instructional materials are linked to each problem, so the student can self-learn the materials either before or upon completion of the problem. Instructors can modify the questions and assets (links or embedded videos, images, customized instructional materials, etc.) and, at each step of the solution, add or delete solution steps or create a customized question. Each problem can be tagged with any standard required by academic or professional organizations. The analytics as well as students' scores are aggregated from the problem to assignment and to class or course levels.

## GENESIS OF THIS BOOK

---

This textbook is an abridged version of the author's other textbook *Soil Mechanics and Foundations* (3rd ed., Wiley, 2011). The *Soil Mechanics and Foundations* textbook provides a more in-depth look at soil mechanics and includes content for both an introductory soil mechanics and a foundations course. For students and other readers who wish to study the detailed mechanics connected with the fundamental concepts and principles, they should consult the author's *Soil Mechanics and Foundations* textbook.

The present textbook, *Soil Mechanics Fundamentals*, arose from feedback from instructors' for a textbook similar to *Soil Mechanics and Foundations* that would cover just the essentials and appeal to a broad section of undergraduate students.



# Acknowledgments

I am grateful to the many anonymous reviewers who offered valuable suggestions for improving this textbook. Ibrahim Adiyaman, my former graduate student at University of Arizona, Tucson, worked tirelessly on the Solutions Manual.

Madeleine Metcalfe and Harriet Konishi of John Wiley & Sons were especially helpful in getting this book completed.



# Notes for Students and Instructors

## WHAT IS SOIL MECHANICS AND WHY IS IT IMPORTANT?

---

Soil mechanics is the study of the response of soils to loads. These loads may come from human-made structures (e.g., buildings), gravity (earth pressures), and natural phenomena (e.g., earthquake). Soils are natural, complex materials consisting of solids, liquids, and gases. To study soil behavior, we have to couple concepts in solid mechanics (e.g., statics) and fluid mechanics. However, these mechanics are insufficient to obtain a complete understanding of soil behavior because of the uncertainties of the applied loads, the vagaries of natural forces, and the intricate, natural distribution of different soil types. We have to utilize these mechanics with simplifying assumptions and call on experience to make decisions (judgment) on soil behavior.

A good understanding of soil behavior is necessary for us to analyze and design support systems (foundations) for infrastructures (e.g., roads and highways, pipelines, bridges, tunnels, embankments), energy systems (e.g., hydroelectric power stations, wind turbines, solar supports, geothermal and nuclear plants) and environmental systems (e.g., solid waste disposal, reservoirs, water treatment and water distribution systems, flood protection systems). The stability and life of any of these systems depend on the stability, strength, and deformation of soils. If the soil fails, these systems founded on or within it will fail or be impaired, regardless of how well these systems are designed. Thus, successful civil engineering projects are heavily dependent on our understanding of soil behavior. The iconic structures shown in Figure 1 would not exist if soil mechanics was not applied successfully.

## PURPOSES OF THIS BOOK


---

This book is intended to provide the reader with a prefatory understanding of the properties and behavior of soils for later applications to foundation analysis and design.

## LEARNING OUTCOMES

---

When you complete studying this textbook you should be able to:



**Figure 1** (a) Willis tower (formerly the Sears Tower) in Chicago, (b) Empire State Building in New York City, and (c) Hoover Dam at the border of Arizona and Nevada.

- Describe soils and determine their physical characteristics such as grain size, water content, void ratio, and unit weight.
- Classify soils.
- Determine the compaction of soils and be able to specify and monitor field compaction.
- Understand the importance of soil investigations and be able to plan and conduct a soil investigation.
- Understand one- and two-dimensional flow of water through soils and be able to determine hydraulic conductivity, porewater pressures, and seepage stresses.
- Understand how stresses are distributed within soils from surface loads and the limitations in calculating these stresses.
- Understand the concept of effective stress and be able to calculate total and effective stresses, and porewater pressures.
- Be able to determine consolidation parameters and calculate one-dimensional consolidation settlement.
- Be able to discriminate between “drained” and “undrained” conditions.
- Understand the stress–strain response of soils.
- Determine soil strength parameters from soil tests, for example, the friction angle and undrained shear strength.

## ASSESSMENT

---

Students will be assessed on how well they absorb and use the fundamentals of soil mechanics through problems at the end of the chapter. These problems assess concept understanding, critical thinking, and problem-solving skills. The problems in this textbook are coordinated with the YourLabs™ Knowledge Evaluation System (see the Preface for more detail).

## WEBSITE

---

Additional materials are available at [www.wiley.com/go/budhu/soilmechanicsfundamentals](http://www.wiley.com/go/budhu/soilmechanicsfundamentals).





Additional support materials are available on the book's companion website at [www.wiley.com/go/budhu/soilmechanicsfundamentals](http://www.wiley.com/go/budhu/soilmechanicsfundamentals).

## DESCRIPTION OF CHAPTERS

---

The sequencing of the chapters is such that the pre-knowledge required in a chapter is covered in previous chapters. This is difficult for soil mechanics because many of the concepts covered in the chapters are linked. Wherever necessary, identification is given of the later chapter in which a concept is discussed more fully.

Chapter 1 covers soil composition and particle sizes. It describes soil types and explains the differences between fine-grained and coarse-grained soils.

Chapter 2 introduces the physical soil parameters, and explains how these parameters are determined from standard tests and their usage in soil classification.

Chapter 3 discusses the purpose, planning, and execution of a soils investigation. It describes the types of common in situ testing devices and laboratory tests to determine physical and mechanical soil parameters.

Chapter 4 discusses both the one-dimensional and two-dimensional flows of water through soils. It shows how water flows through soil can be analyzed using Darcy's law and Laplace's equation. Procedures for drawing flownets and interpreting flowrate, porewater pressures, and seepage condition are covered.

Chapter 5 describes soil compaction and explains why it is important to specify and monitor soil compaction in the field.

Chapter 6 is about the amount and distribution of stresses in soils from surface loads. Boussinesq's solutions for common surface loads on a semi-infinite soil mass are presented and limitations of their use are described. The concept of effective stress is explained with and without the influence of seepage stresses.

Chapter 7 discusses soil settlement. It explains how to estimate the settlement of coarse-grained soils based on the assumption of elastic behavior. It covers the limitations of using elasticity and the difficulties of making reliable predictions of settlement. Also, the discussion covers the basic concept of soil consolidation, the determination of consolidation parameters, and methods to calculate primary consolidation settlement and secondary compression.

Chapter 8 brings the discussion to the shear strength of soils. Soils are treated using the contemporary idealization of them as dilatant-frictional materials rather than their conventional idealization as cohesive-frictional materials. Typical stress-strain responses of coarse-grained and fine-grained soils are presented and discussed. The chapter discusses the implications of drained and undrained conditions, cohesion, soil suction, and cementation on the shear resistance of soils. Interpretations and limitations of using the Coulomb, Mohr-Coulomb, and Tresca failure criteria are considered as well.

Appendix A presents the derivation of a solution for the one-dimensional consolidation theory as proposed by Karl Terzaghi (1925).

Appendix B describes the procedure to determine the stress state using Mohr's circle. It is intended as a brief review in order to assist the student in drawing Mohr's circles to interpret soil failure using the Mohr-Coulomb failure criterion.

Appendix C provides a collection of frequently used tables taken from the various chapters to allow for easy access to tables listing values of typical soil parameters and with information summaries.

Appendix D provides a collection of equations used in this textbook. It can be copied and used for assignments and examinations.

For instructors who wish to introduce additional materials in their lectures or examinations, a special chapter (Chapter 9 [Imperial Units only]) is available at [www.wiley.com/go/budhu/soilmechanicsfundamentals](http://www.wiley.com/go/budhu/soilmechanicsfundamentals). Chapter 9 presents some common applications of soil mechanics. It is intended for students who will not move forward to a course in Foundation Engineering. These applications include simple shallow and deep foundations, lateral earth pressures on simple retaining walls, and the stability of infinite slopes. Simple soil profiles are used in these applications to satisfy a key assumption (homogeneous soil) in the interpretation of shear strength.

# Notation, Abbreviations, Unit Notation, and Conversion Factors

## NOTATION

---

*Note:* A prime (') after notation for stress denotes effective stress.

$A$	Area
$B$	Width
$c_{cm}$	Cementation strength
$c_o$	Cohesion or shear strength from intermolecular forces
$c_t$	Soil tension
$C$	Apparent undrained shear strength or apparent cohesion
$C_c$	Compression index
$C_r$	Recompression index
$C_v$	Vertical coefficient of consolidation
$C_{\alpha}$	Secondary compression index
CC	Coefficient of curvature
CI	Consistency index
CPT	Cone penetrometer test
CSL	Critical state line
Cu	Uniformity coefficient
$D$	Diameter
$D_r$	Relative density
$D_{10}$	Effective particle size
$D_{50}$	Average particle diameter
$e$	Void ratio
$E$	Modulus of elasticity
$E_{sec}$	Secant modulus
$G_s$	Specific gravity
$h_p$	Pressure head
$h_z$	Elevation head
$H$	Height
$H_{dr}$	Drainage path
$H_o$	Height
$i$	Hydraulic gradient

$I_d$	Density index
$k$	Hydraulic conductivity for saturated soils
$k_z$	Hydraulic conductivity in vertical direction for saturated soils
$K_a$	Active lateral earth pressure coefficient
$K_o$	Lateral earth pressure coefficient at rest
$K_p$	Passive lateral earth pressure coefficient
$L$	Length
$LI$	Liquidity index
$LL$	Liquid limit
$LS$	Linear shrinkage
$m_v$	Modulus of volume compressibility
$n$	Porosity
$N$	Standard penetration number
NCL	Normal consolidation line
OCR	Overconsolidation ratio with respect to vertical effective stress
$q$	Flow rate
$q_s$	Surface stress
$q_z$	Flow rate in vertical direction
$Q$	Flow, quantity of flow, and also vertical load
$R_d$	Unit weight ratio or density ratio
$R_T$	Temperature correction factor
$s_u$	Undrained shear strength
$S$	Degree of saturation
$SF$	Swell factor
$SI$	Shrinkage index
$SL$	Shrinkage limit
SPT	Standard penetration test
$SR$	Shrinkage ratio
$S_t$	Sensitivity
$u$	Porewater pressure
$u_a$	Pore air pressure
$U$	Average degree of consolidation
URL	Unloading/reloading line
$v$	Velocity
$v_s$	Seepage velocity
$V$	Volume
$V'$	Specific volume
$V_a$	Volume of air
$V_s$	Volume of solid
$V_w$	Volume of water
$w$	Water content
$w_{opt}$	Optimum water content
$W$	Weight
$W_a$	Weight of air
$W_s$	Weight of solid
$W_w$	Weight of water
$z$	Depth
$\alpha$	Dilation angle
$\alpha_p$	Peak dilation angle
$\varepsilon_p$	Volumetric strain
$\varepsilon_z$	Normal strain

$\phi'$	Generic friction angle
$\phi'_{cs}$	Critical state friction angle
$\phi'_p$	Peak friction angle
$\phi'_r$	Residual friction angle
$\gamma$	Bulk unit weight
$\gamma'$	Effective unit weight
$\gamma_d$	Dry unit weight
$\gamma_{d(max)}$	Maximum dry unit weight
$\gamma_{sat}$	Saturated unit weight
$\gamma_w$	Unit weight of water
$\gamma_{zx}$	Shear strain
$\mu$	Viscosity
$\nu$	Poisson's ratio
$\rho_e$	Elastic settlement
$\rho_{pc}$	Primary consolidation
$\rho_{sc}$	Secondary consolidation settlement
$\rho_t$	Total settlement
$\sigma$	Normal stress
$\tau$	Shear stress
$\tau_{cs}$	Critical state shear strength
$\tau_f$	Shear strength at failure
$\tau_p$	Peak shear strength
$\tau_r$	Residual shear strength
$\xi_o$	Apparent friction angle

## ABBREVIATIONS

---

AASHTO	American Association of State Highway and Transportation Officials
ASTM	American Society for Testing and Materials
USCS	Unified Soil Classification System
USGS	United States Geological Service

## UNIT NOTATION AND CONVERSION FACTORS

---

Pa	Pascal
kPa	kiloPascal (1000 Pa)
MPa	megaPascal (1000 kPa)
mm	millimeter
cm	centimeter (10 mm)
m	meter (1000 mm or 100 cm)
km	kilometers (1000 m)
hectare	10,000 m <sup>2</sup>
in.	inch
ksf	kips per square foot
lb	pounds
pcf	pounds per cubic foot
psf	pounds per square foot

1.00 kip = 1000 pounds (lb)  
 1.00 ksf = 1000 pounds per square foot (psf)

US Customary Units		SI Units
--------------------	--	----------

**Length**

1.00 in.	=	2.54 cm
1.00 ft	=	30.5 cm

**Mass and Weight**

1.00 lb	=	454 g
1.00 lb	=	4.46 N
1 kip	=	1000 lb

**Area**

1.00 in. <sup>2</sup>	=	6.45 cm <sup>2</sup>
1.00 ft <sup>2</sup>	=	0.0929 m <sup>2</sup>

**Volume**

1.00 mL	=	1.00 cm <sup>3</sup>
1.00 L	=	1000 cm <sup>3</sup>
1.00 ft <sup>3</sup>	=	0.0283 m <sup>3</sup>
1.00 in. <sup>3</sup>	=	16.4 cm <sup>3</sup>

**Temperature**

°F	=	1.8(°C) + 32
°C	=	(°F - 32)/1.8

**Pressure**

1.00 psi	=	6.895 kPa
1.00 psi	=	144 psf
1.00 ksi	=	1000 psi

**Unit Weight and Mass Density**

1.00 pcf	=	16.0 kg/m <sup>3</sup>
1.00 pcf	=	0.157 kN/m <sup>3</sup>
Unit weight of fresh water	=	9.81 kN/m <sup>3</sup> or 62.4 pounds per cubic foot (pcf)
Unit weight of salted water	=	10.1 kN/m <sup>3</sup> or 64 pounds per cubic foot (pcf)

**Universal Constants**

$g$	=	9.81 m/s <sup>2</sup>
$g$	=	32.2 ft/s <sup>2</sup>